

VGA-101 (VGA EXTENDER)
User Manual

Factory: ISO9001 System Certified

Production certificate: CE, RoHS & FCC

Made in China

PRODUCT INTRODUCTION

It does not increase systematic fabrication cost on short and middle distance transmission, but simplifies project wiring, etc. instead. So, in high clear VGA monitoring system, high clear video network advertising system, multimedia network teaching system .etc, it has obvious advantages in transmitting with twisted pair.

1. It transmits long distance with high quality. Because advanced technology is adopted in the twisted pair transceiver, it compensates the decay and decay difference among different frequency to the signal range of the video of paired line extremely well, keeps the luminance, color and real-time character of primitive VGA signal, and the picture signal almost has no distortion in transmitting 300m or farther.

2. It is convenient in wiring and improves cable utilization. One twisted pair can not only transmit high clear VGA picture signal, but also transmit the stereoscopic sound signal of high-fidelity. In addition, there are CAT5 UTP extensively in the buildings, just use one line and needn't wire in addition. Even it needs more wire, CAT5 UTP is easier to wire than the optic fibre, coaxial cable, it simplifies the project wiring difficulty greatly, improves the utilization ratio of the cable, prevents trouble brought by wiring various lines with various signals, and reduces the fabrication cost of the project.

3. It has strong anti-interference ability. The twisted pair line can inhibit the common interference effectively. Even in strong interference environment, the twisted pair can transmit the fairly good picture signal, moreover, the twisted pair will not interfere with each other.

4. It is easy to use with high reliability. Use the twisted pair to transmit the high clear video signal, insert the special-purpose transmitter in the signal source,

insert the special-purpose receiver into the display device far away. The transmission equipment price of this kind of twisted pair is cheap, it is very easy to use. The user does not need professional knowledge and much operation, just install once, it can work in a long time steadily.

5. The price is cheap and it is easy to get materials. Since user can use ordinary CAT5 twisted pair, all parts are all easy to buy, and the price is very cheap, bringing great convenience for the project.

APPLICATION

LCD and plasma multimedia advertising project

The large screen LCD curtain wall project

Display system of the large-scale projection apparatus

Control system of the industrial automation

Video conference system of the large-and-middle-scale

Display system of medical treatment guards

Bank, securities, financial system

VGA district monitoring system

Multimedia network tutoring system

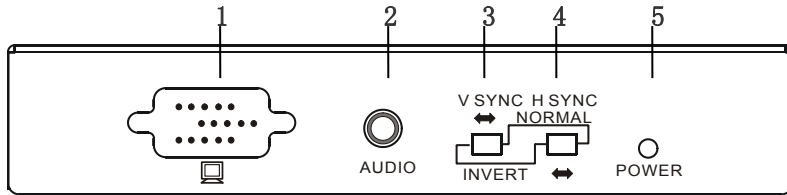
Long distance KVM extender and switch

Remote network monitoring of servers

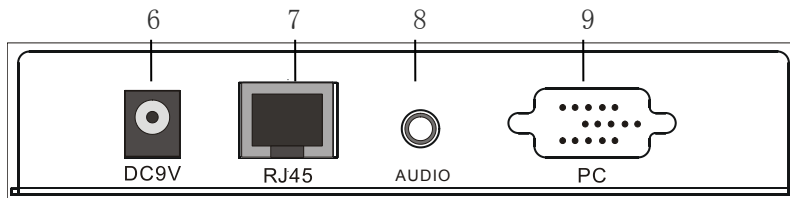
Large-and-middle-scale central control system

Command system of the military exercises

PRODUCT VIEW

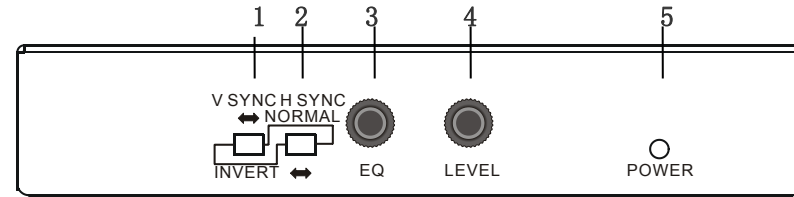


Front View of Transmitter

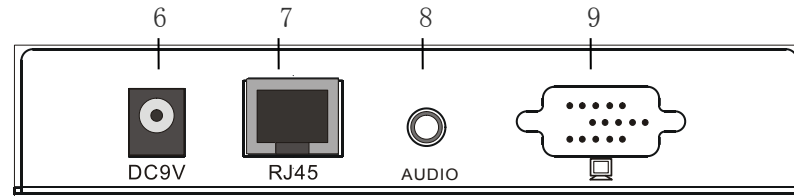


Rear View of Transmitter

1. VGA output. Connect to monitor.
2. Audio output. Connect to audio device.
3. VS switch. Slide to the left to change VS parity to negative parity; slide the switch to right to retain the parity.
4. HS switch. Slide to the left to change HS parity to negative parity; slide the switch to right to retain the parity.
5. Power LED.
6. Power supply.
7. RJ-45 connector. Connect STP or UTP connected to the receiver.
8. Audio input.
9. VGA input. Connect to VGA source.



Front View of Receiver



Rear View of Receiver

1. VS switch. Slide to the left to change VS parity to negative parity; slide the switch to right to retain the parity.
2. HS switch. Slide to the left to change HS parity to negative parity; slide the switch to right to retain the parity.
3. Brightness trimmer.
4. RGB signal trimmer.
5. Power LED.
6. Power supply.
7. RJ-45 connector. Connect STP or UTP connected to the transmitter.
8. Audio output.
9. VGA output. Connect to monitor.

SPECIFICATION

Video Input/Output Signal	Signal Type	VGA Signal
	Interface Type	VGA 15HDF
	Minimum input level positive	0.5Vp-p
	Maximum input level positive	1.0Vp-p
	I/O impedance	75 Ω
HV	Resolution	1280*1024
	Horz Frequency	30-100KHz
	Vert Frequency	40-120Hz
	Bandwidth	250MHz
Specification	Power Supply	AC110-240V/50-60Hz
	Adapter	DC9V/1000mA
	Dimensions (L * W * H)	72mm*120mm*29mm
	Weight	1000g
Color	Black	
Crust	Metal	

TROUBLE SHOOTING

- 1) When no output signal, please check:
 - A: Whether the power cable is plugged into the device.
 - B: Whether the connection cable is damaged.
 - C: Whether there is input signal.
- 2) If the POWER LED does not light, maybe power supply is abnormal.
- 3) If the output picture is interfered, maybe the I/O device is not grounded.

4) If the output picture is blurred, please check whether the connection cable has problem.

USING THE VARIOUS TYPES OT CABLE

	Distance (m)	Resolution (60Hz)
CAT 5/5e-CAT6	50	1920*1200
	150	1280*1024
	300	800*600